




## 1400 SERIES RIBBON BURNERS

Carlisle 1400 Series Ribbon Burners are used in a variety of warming and surface treating applications. 1400 Series Ribbon Burners feature a brass body construction with stainless steel crimped ribbon providing the porting area. These burners are designed for use with natural gas, propane, mixed gases, and air.

The 1400 Series Ribbon Burners provide a soft broad flame pattern that reduces streaking and offers a wider warming area. This series of burners also features internal baffles that evenly distribute the fuel gases across the length of the burner. The inlet on the 1400 Series Ribbon Burners


1400 Series Ribbon Burners are offered in lengths up to 15 inches in increments of 1". Other lengths may be available to meet your custom needs. Please contact your Carlisle Representative with your custom needs.



END FEED	
CATALOG NUMBER	FLAME SPACE
20A001-1000	1"
20A002-1000	2"
20A003-1000	3"
20A004-1000	4"
20A005-1000	5"
20A006-1000	6"
20A007-1000	7"
20A008-1000	8"
20A009-1000	9"
20A010-1000	10"
20A011-1000	11"
20A012-1000	12"
20A013-1000	13"
20A014-1000	14"
20A015-1000	15"

CENTER FEED	
CATALOG NUMBER	FLAME SPACE
20A001-0000	1"
20A002-0000	2"
20A003-0000	3"
20A004-0000	4"
20A005-0000	5"
20A006-0000	6"
20A007-0000	7"
20A008-0000	8"
20A009-0000	9"
20A010-0000	10"
20A011-0000	11"
20A012-0000	12"
20A013-0000	13"
20A014-0000	14"
20A015-0000	15"


**Carlisle Machine Works, Inc.,**  
**P.O. Box 746, 412 S. Wade Blvd., Bldg. #5, Millville, NJ 08332**  
**Phone: (800) 922 - 1167 Fax: (856) 825 - 5510**  
**Web Site: [www.carlislemachine.com](http://www.carlislemachine.com) E-Mail: [carlisle@carlislemachine.com](mailto:carlisle@carlislemachine.com)**



# 1400 SERIES RIBBON BURNERS

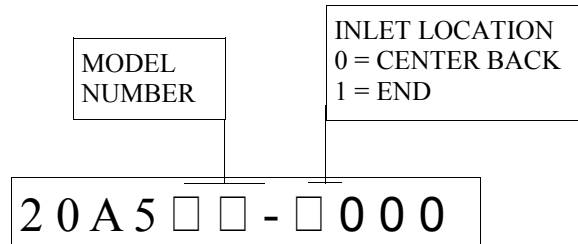
The Carlisle 1400 Series Ribbon Burners are constructed of a brass housing. The porting is made up of stainless steel corrugated ribbon. The ribbon is configured to allow for four rows of porting. The stainless steel ribbon that releases supporting pilot gases surrounds each row of porting. This makes the burner very well suited for flame treating applications. The 1400 Series Ribbon Burner can be used with a mixture of natural gas, propane, or mixed gas and air.

The 1400 Series Ribbon Burners are offered in several flame space sizes and are available with the inlet located in either the center back or on the end.



1400 Drilled Port  
Series Ribbon Burner

## HOW TO ORDER



Example: A 1400 Ultra Series Drilled Port Burner with 10" of flame space and a center back fed inlet would be:

20A010-0000

MODEL NUMBER	FLAME SPACE	INLET SIZE	BURNER DIMENSIONS		
			HEIGHT	WIDTH	LENGTH
01	1"	3/8"	2 1/2"	1 5/8"	1 9/16"
02	2"	3/8"	2 1/2"	1 5/8"	2 9/16"
03	3"	3/8"	2 1/2"	1 5/8"	3 9/16"
04	4"	3/8"	2 1/2"	1 5/8"	4 9/16"
05	5"	3/8"	2 1/2"	1 5/8"	5 9/16"
06	6"	3/8"	2 1/2"	1 5/8"	6 9/16"
07	7"	3/8"	2 1/2"	1 5/8"	7 9/16"
08	8"	3/8"	2 1/2"	1 5/8"	8 9/16"
09	9"	3/8"	2 1/2"	1 5/8"	9 9/16"
10	10"	3/8"	2 1/2"	1 5/8"	10 9/16"
11	11"	3/8"	2 1/2"	1 5/8"	11 9/16"
12	12"	3/8"	2 1/2"	1 5/8"	12 9/16"

**Carlisle Machine Works, Inc.,**  
**P.O. Box 746, 412 S. Wade Blvd., Bldg. #5, Millville, NJ 08332**  
**Phone: (800) 922 - 1167 Fax: (856) 825 - 5510**  
**Web Site: [www.carlislemachine.com](http://www.carlislemachine.com) E-Mail: [carlisle@carlislemachine.com](mailto:carlisle@carlislemachine.com)**



## SCREEN KITS FOR 1400 ULTRA SERIES

The Screen Kit for the 1400 Ultra Series consists of replacement screens for the insert that makes up the piloting and the flat internal screen used for baffling. Both of these screens may need to be replaced over time due to particulate in the lines or from particulate falling into the burner. The screens are made of stainless steel.

Order these parts as shown to the right by entering in the model number from the chart on the previous page.

### HOW TO ORDER

MODEL  
NUMBER

2 0 A 8   - 0 0 0 0

Example: A Screen Kit for a 1400 Ultra Series Drilled Port Burner with 8" of flame space would be:

2 0 A 8 0 8 - 0 0 0 0

## INSERT KITS FOR 1400 ULTRA SERIES

The Insert Kit for the 1400 Ultra Series consists of a replacement brass insert and the replacement screens that are included in the Screen Kit above. The brass insert may need to be replaced over time due to particulate in the lines or from particulate falling into the burner.

Order these parts as shown to the right by entering in the model number from the chart on the previous page.

### HOW TO ORDER

MODEL  
NUMBER

2 0 A 9   - 0 0 0 0

Example: An Insert Kit for a 1400 Ultra Series Drilled Port Burner with 3" of flame space would be:

2 0 A 9 0 3 - 0 0 0 0

**Carlisle Machine Works, Inc.,**  
**P.O. Box 746, 412 S. Wade Blvd., Bldg. #5, Millville, NJ 08332**  
**Phone: (800) 922 - 1167 Fax: (856) 825 - 5510**  
**Web Site: [www.carlislemachine.com](http://www.carlislemachine.com) E-Mail: [carlisle@carlislemachine.com](mailto:carlisle@carlislemachine.com)**

